




Compatibility



**DENTSPLY®**

**IA Serie XIVE® FRIADENT®**

[ $\phi 3.4$  /  $\phi 3.8$  /  $\phi 4.5$ ]





## INTRA-ORAL / DESKTOP / CONTACT PROBE SCAN BODY

Platform	Height (mm)		
$\phi 3.4$	10	IPD/IA-SN-00	IPD/IA-SN-01
	15	IPD/IA-SN-02	-
$\phi 3.8$	10	IPD/IA-SR-00	IPD/IA-SR-01
	15	IPD/IA-SR-02	-

Captive screw included. 1.20 Hex Screwdriver.



## Ti-BASE Custom Ti-Base System®

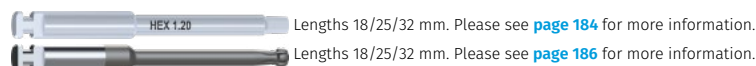
Platform	Height (mm)		
$\phi 3.4$	1.5	IPD/IA-IN-02/3D	IPD/IA-IN-03/3D
$\phi 3.8$	0.5	IPD/IA-IR-00/3D	IPD/IA-IR-01/3D
	1.5	IPD/IA-IR-02/3D	IPD/IA-IR-03/3D

High version of the non-engaging Custom Ti-Base subject to availability. Please see [page 147](#) for the  Custom Ti-Base System® accessories.



## SCREW / TPA SCREW FOR ANGLED PROSTHESIS

Platform	Screwdriver	Seat	Reference	TiN Reference
$\phi 3.4$ / $\phi 3.8$ / $\phi 4.5$	1.20 Hex	Conical	IPD/IA-TR-00	IPD/IA-TR-00/TiN
$\phi 3.4$ / $\phi 3.8$ / $\phi 4.5$	TPA	Conical	-	IPD/IA-TR-50





## ANALOG / DIGITAL ANALOG

Platform	Reference	Digital reference
$\phi 3.4$	IPD/IA-AN-00	IPD/IA-AN-00/3D
$\phi 3.8$	IPD/IA-AR-00	IPD/IA-AR-00/3D
$\phi 4.5$	IPD/IA-AW-00	-
Bottom Screw	-	IPD/KA-TA-00
Side Screw	-	IPD/KA-TA-01



## TEMPORARY ABUTMENT / OPEN TRAY COPING

Platform			Coping screw
ø3.4	IPD/IA-PN-06	IPD/IA-PN-07	IPD/IA-TR-00/C
ø3.8	IPD/IA-PR-06	IPD/IA-PR-07	IPD/IA-TR-00/C
ø4.5	IPD/IA-PW-06	IPD/IA-PW-07	IPD/IA-TR-00/C

The same abutment can be used as a temporary abutment with the occlusal screw or as an impression coping using the coping screw.




## HEALING ABUTMENT

Platform	Height (mm)	Reference
ø3.4	2.0	IPD/IA-DN-02
	3.5	IPD/IA-DN-03
	5.0	IPD/IA-DN-05
ø3.8	2.0	IPD/IA-DR-02
	3.5	IPD/IA-DR-03
	5.0	IPD/IA-DR-05
ø4.5	2.0	IPD/IA-DW-02
	3.5	IPD/IA-DW-03
	5.0	IPD/IA-DW-05





## CASTABLE

Platform		
ø3.8	IPD/IA-HR-00	IPD/IA-RR-00
ø4.5	IPD/IA-HW-00	IPD/IA-RW-00



## STRAIGHT AND ANGLED CASTABLE ABUTMENT WITH A Co-Cr BASE

Straight, 15° & 25°

Platform	Angulation		
ø3.4	Straight	IPD/IA-BN-00	IPD/IA-BN-01
	Straight	IPD/IA-BR-00	IPD/IA-BR-01
ø3.8	15°	IPD/IA-BR-10	IPD/IA-BR-11
	25°	IPD/IA-BR-20	IPD/IA-BR-21

Co-Cr Base for digital workflow			Scan Body
ø3.4	Straight / Angled	IPD/IA-BN-00/3D	IPD/IA-BN-01/3D
ø3.8	Straight / Angled	IPD/IA-BR-00/3D	IPD/IA-BR-01/3D

All angled castable abutments include a TPA screw.

