




Compatibility



DENTSPLY®

IB Serie ANKYLOS®

[c/X]





INTRA-ORAL / DESKTOP / CONTACT PROBE SCAN BODY

Platform	Height (mm)		
C/X	10	IPD/IB-SR-00	IPD/IB-SR-01
	15	IPD/IB-SR-02	-

Captive screw included. 1.20 Hex Screwdriver.



Ti-BASE Custom Ti-Base System®

Platform	Height (mm)		
C/X	1.5	IPD/IB-IR-02/3D	IPD/IB-IR-03/3D
	2.5	IPD/IB-IR-04/3D	IPD/IB-IR-05/3D

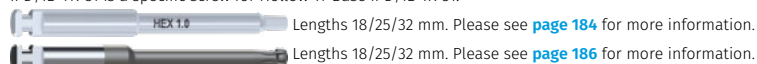
High version of the non-engaging Custom Ti-Base subject to availability.
Please see [page 147](#) for the  Custom Ti-Base System® accessories.



SCREW / TPA SCREW FOR ANGLED PROSTHESIS

Platform	Screwdriver	Seat	Reference
C/X	1.00 Hex	Conical for Balance base Narrow	IPD/IB-TR-00
		Conical for Non-Engaging Ti-Base	IPD/IB-TR-01
	TPA	Conical	IPD/IB-TR-51

IPD/IB-TR-51 is a specific screw for Hollow Ti-Base IPD/IB-IR-31.



ANALOG / DIGITAL ANALOG

Platform	Reference	Digital reference
C/X	IPD/IB-AR-00	IPD/IB-AR-00/3D
Bottom Screw	-	IPD/KA-TA-00
Side Screw	-	IPD/KA-TA-01



OPEN TRAY COPING

Platform		Reference
C/X	Open tray coping	IPD/IB-CR-00



HEALING ABUTMENT

Platform	Height (mm)	Reference
C/X	3.0	IPD/IB-DR-03

